

TOURIST GUIDE TO PAGANITZU


Welcome to the definitive guide to *Paganitzu*. This is a comprehensive walk-through of all of the levels in the Paganitzu Trilogy. Utilize this guide to find your way out of all of the tricks and traps designed into Keith Schulars' game. Explore all of the mysterious and maniacal areas found in the hidden pyramids.

Romancing the Rose Episode 1

Let's begin our journey by exploring *Episode 1 - Romancing the Rose*.




The Story:

*Romancing the Rose**Episode 1*

Room 1: We begin our journey with the exploration of the first room in the pyramid of Paganitzu. It seems that the architects spent little time with the design of the early chambers of the pyramid, or are they just trying to create a false sense of security for would-be adventurers. Hum!! Something to think about.

Solution: Begin by moving to the right hand side towards area ①, dig out the two caved in dirt patches to get to the first key and two gems. Move back to the left and proceed downward, but first push the boulder at area ② down 1 space to block the snake and certain death. Once past the snake, continue down to get the second key and the three remaining gems, but wait, are there more hidden gems? Maybe a little more investigation is needed. Once you have all of the keys, a flashing arrow will appear near the exit. Walk up to the exit and move down ↓ into it to finish the room and proceed onto the next one.

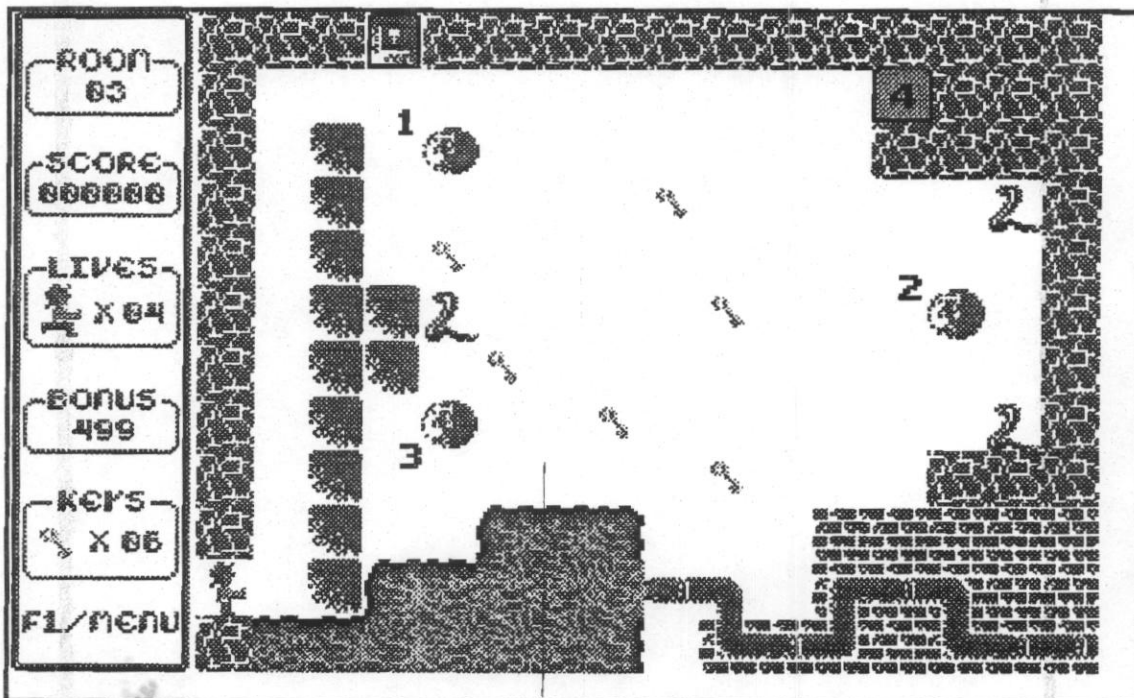
Secrets: There are two hidden areas in this level. Located down by the second key as you move past the snake there are two hidden gems that you can dig out of the walls at area ③. Pick up these gems up for the extra points that all adventurers need. The second secret area is accessed by pushing the boulder from area ② towards the right so that it is up against the snake. Once you have done this dig down at area ④ to find the hidden inscription on the wall for a 500 point bonus.

*Romancing the Rose**Episode 1*

Room 2: This room will test your speed and reflexes to see if you can get all of the gems, or you could be a wimp and just go straight for the exit. NAH!!

Solution: Begin by collecting all of the keys and gems around the center of the room. Be careful to avoid the spiders when picking up the keys or you will regret the day you donned your adventurers hat. To get the other gems, if you are willing, all you need to do is follow the spiders around the "H" rock formations. Wait for the spiders to start coming out of the passageways of the "H" where each gem is located and then race in after those gems. Do not hesitate or you will wind up a bloody mess.

Secrets: There is one really easy bonus to this level. As you pick up the gems in the middle of the screen, the gem to the right of area ① will reveal a hidden inscription on the wall for a 500 point bonus. Not a very complicated secret to figure out I would say.

Romancing the Rose**Episode 1**

Room 3: This room will test your puzzle skills to see if you can get past the snakes that are lying in wait for you. There are many different ways to solve this level, but only one will be discussed here, and of course it's the best one.

Solution: Begin by moving the boulder at area ① to the right 1 space then down 3 spaces so that it blocks the snake on the left hand side. Collect the key above this snake and the one as you move towards area ②. Move the boulder at area ② up 2 spaces to block this snake and get the remaining keys up above. Proceed down to the boulder at area ③, but do not pick up the key that blocks the last snake. Push this boulder right 2 spaces, up 1 space, right at least 2 spaces and then down one to block this final snake. Pick up your remaining keys and head on out.

Secrets: There is a single gem hidden on the right hand side at area ④. Don't forget to dig up this little beauty on your way out of the level.

APOGEE SOFTWARE PRODUCTIONS

PAGANITZU

Enclosed is your refund for

The Tourist's Guide to Paganitzu

which has been canceled due to lack of interest!

Unfortunately, it would have been quite expensive to produce this booklet, and the volume of sales did not warrant the high expense.

We have returned your money as promptly as possible. Sorry for any inconvenience.